



GARAGE & INDUSTRIAL
DOOR MANUFACTURER

RESIDENTIAL ROLLER GARAGE DOORS



Roll-A-Door® and RollOver®

Roller Garage Door Range



Insulated Automatic Roller Garage Door Range



Wondor Garage and Industrial Door Manufacturer



Established in 1983, Wondor is a leading manufacturer of a range of doors for the residential and industrial market and Ireland's original garage door manufacturer.

So what's so special about our roller doors? TiltAdor Ltd (now trading as Wondor) introduced the roller door to the UK and Irish markets in 1983 and continues to work in close partnership with B&D Australia Pty Ltd who invented the Roll-A-Door® in 1956. Our Roll-A-Door® and RollOver® ranges are the result of a combined 110+ years of research and development.

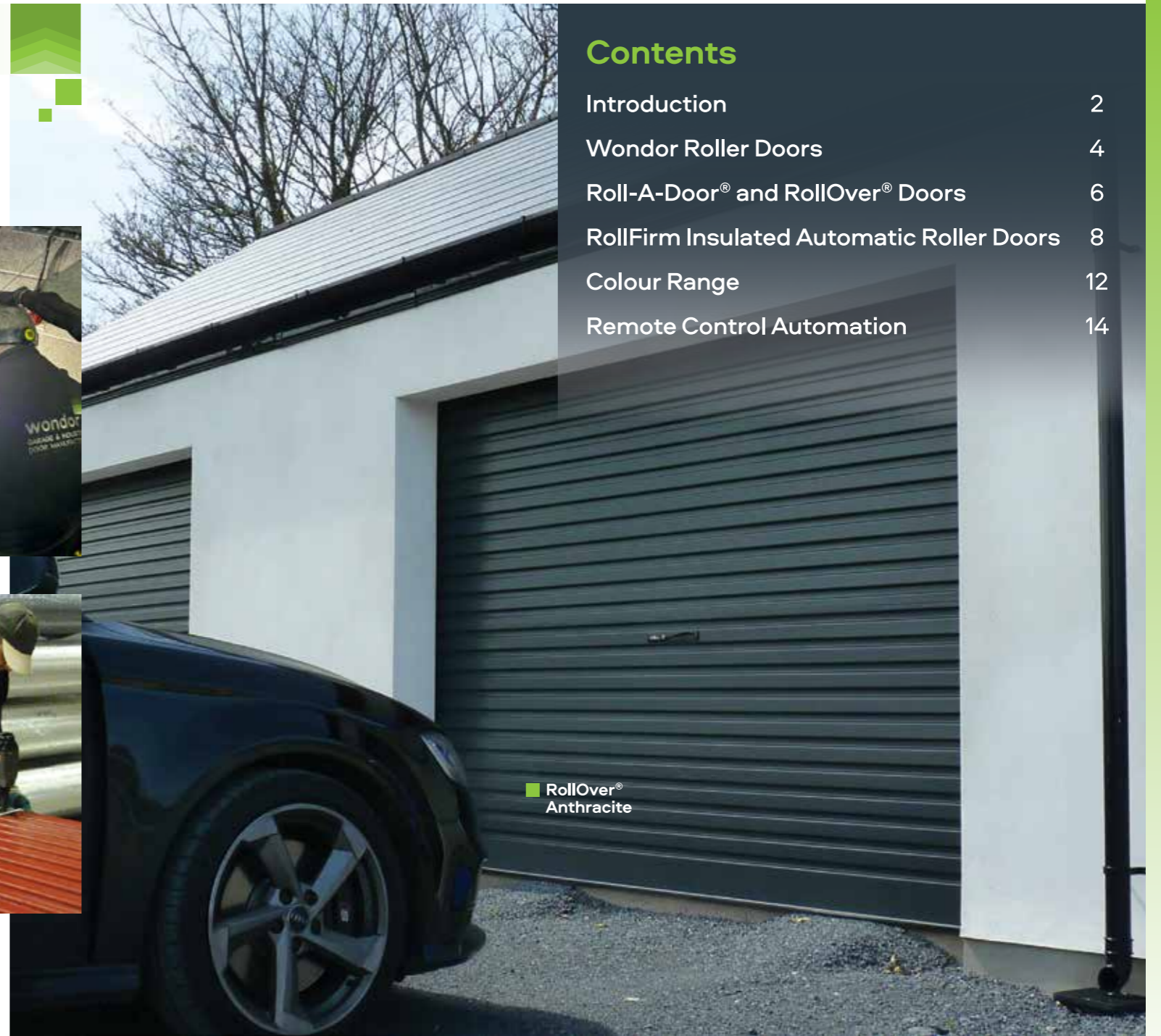
In 2025, Wondor launched the RollFirm insulated roller door range. The result of years of R&D, RollFirm is patent protected. Our insulated roller doors are truly unique and engineered with innovation you won't find elsewhere. When you choose RollFirm, you're choosing technology that's been carefully developed, tested, and officially recognised for its originality and quality.

Garage doors are our business, and both quality and safety are at the forefront of everything we do. Our engineering expertise, combined with the additional features we include in our roller doors, ensures you are getting the best-designed doors in the market - they really do stand out from the competition.

A garage door is an integral part of the design, architecture and security of your home and choosing a new garage door is an important decision. In addition to our roller doors, we manufacture a range of insulated sectional doors for those for whom superior draught exclusion and energy efficiency are significant factors. If that's you, then you may like to explore our ThermAdor range of insulated garage doors. For more inspiration, check out our website at www.wondor.co.uk, visit us at our factory showroom in Newtownards, Co Down or have a chat with one of our team. We also have a national network of authorised distributors who will be pleased to help you find the right door for you.


It's our commitment to high quality that makes us first choice with architects, contractors, developers and homeowners. We hope you too will see the difference and choose Wondor for your new garage door.

Emmet McGrogan BEng MIET, Managing Director



Contents

Introduction	2
Wondor Roller Doors	4
Roll-A-Door® and RollOver® Doors	6
RollFirm Insulated Automatic Roller Doors	8
Colour Range	12
Remote Control Automation	14



Wondor Roller Doors



Wondor's roller garage doors are great value for money and virtually maintenance free. Every door is made-to-measure and, with a stylish ribbed design and choice of colours, is certain to enhance the appearance of your home. Roll-A-Door® and RollOver® are made of galvanised steel with a Plastisol or laminate finish. RollFirm is manufactured using insulated aluminium laths and includes an automatic opener as standard.



RollFirm insulated automatic roller door – developed and engineered by Wondor ... officially recognised for its originality in design.



If you don't require insulation, choose our Roll-A-Door® best value door or our premium RollOver® range. Choose RollFirm if you would like an automatic insulated roller door.

How Do Our Roller Doors Work?

Our roller doors are installed behind the opening, maximising the drive-through width and height of your garage. There's usually no need for a timber frame as strong aluminium guides are fixed directly to the brickwork.

The door opens vertically upwards and rolls easily up and down behind the head of the garage opening. This gives you more clearance at each side as you drive in and out of the garage which is particularly beneficial for larger cars, 4x4s, vans, caravans and off-road vehicles.



Roll-A-Door® and RollOver® are manually operated by pushing the door up and pulling it down ... an automatic upgrade is available. RollFirm insulated roller door is automatic as standard.

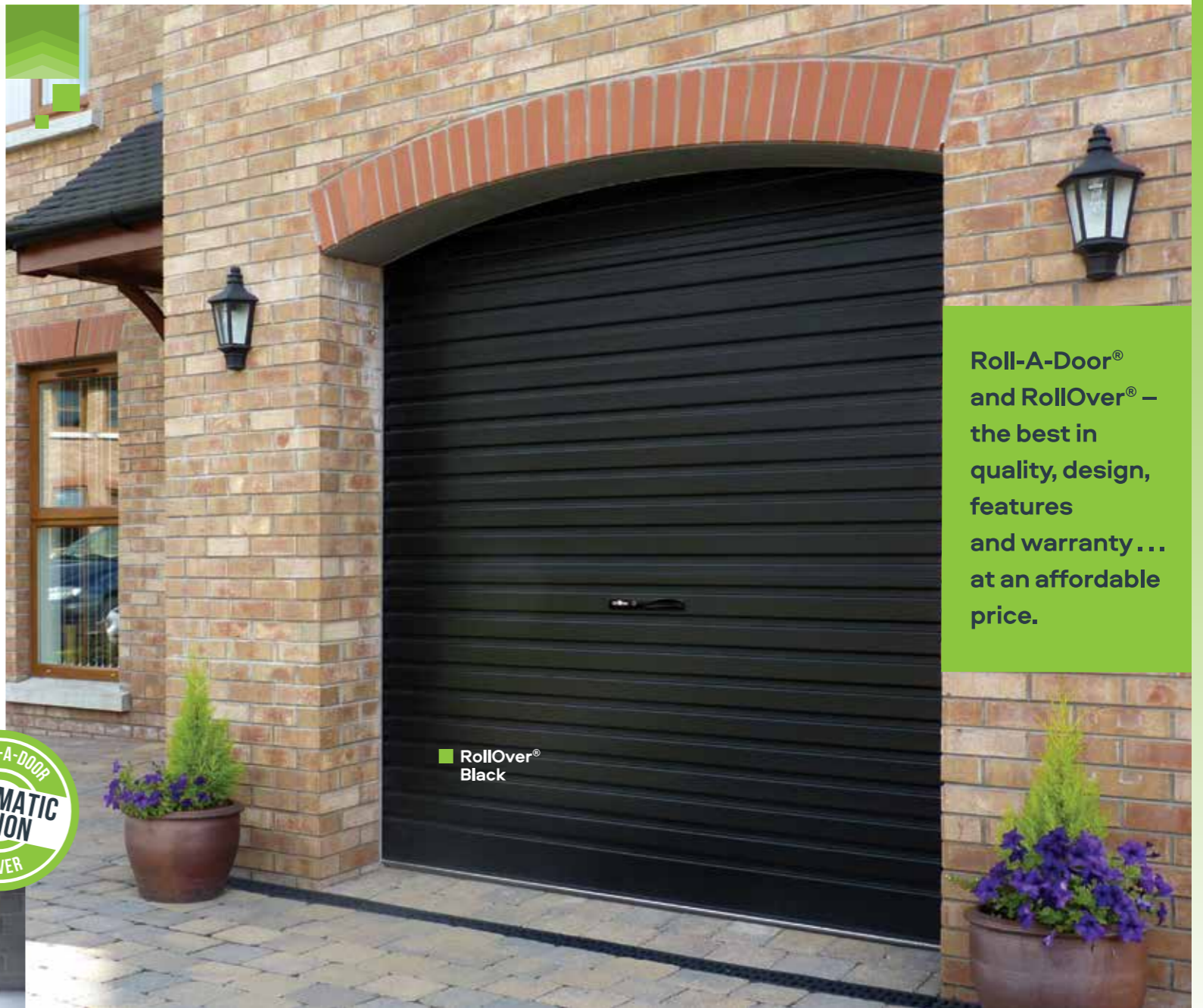
Will it Fit?

Clearance Requirements	Roll-A-Door®	Mini Roll-A-Door®	RollOver®	Mini RollOver®	RollFirm
Headroom for full opening height	360mm*	300mm	360mm*	300mm	420mm*
Minimum headroom	330mm	230mm	330mm	230mm	360mm
Sideroom	95mm	95mm	130mm	130mm	130mm
Sideroom with automatic	145mm	n/a	180mm	n/a	180mm

*Doors over 2200mm high require 400mm headroom clearance for Roll-A-Door® and RollOver® and 440mm headroom clearance for RollFirm.

The recommended headroom is 360mm. For garages with restricted headroom, our mini-Roll-A-Door® or mini-RollOver® can fit in as little as 230mm headroom (300mm headroom if you require full drive-through opening height). The mini-roller option is available in both Roll-A-Door® and RollOver® ranges up to 3048mm wide x 2134mm high. Mini-rollers are not suitable for remote control automation.

If a roller door won't work, our ThermAdor Insulated Sectional Doors can be installed with only 70mm headroom.




Low Maintenance

- No cables, no external springs, no ceiling tracks.
- No greasing or oiling is required; simply wipe clean the guides.

Ideal for all Garages

- No out-swing – can park your car right up to the door.
- No ceiling tracks so you can make full use of the storage space.
- Fitted behind the opening to give you maximum opening width.
- Full opening height if you have sufficient headroom – ideal for 4x4s or higher vehicles.
- Suitable for most sizes and shapes of garage openings including archways.



Roll-A-Door® and RollOver® Roller Doors



Smooth, Easy and Reliable Operation for Years to Come

We understand that you want your door to look good and operate reliably. Your Wondor roller door will continue to be easy to open and close with special design features which include:

- A** **Castellated nylon drum wheels** are specially formed to support the shaped curtain of the door, giving the door added strength and reducing the headroom required.
- B** **The top of the door is curved** using a bespoke machine to reduce stress on the door curtain where it is fixed to the drum wheel. A **steel separator** protects this curve and helps eliminate scuffing and rubbing as the door opens and closes.
- C** **Combination of drum and multiple precision spring system** to ensure perfect balance every time.
- D** **Nylofelt™** nylon braided running strips for smooth, quiet, greaseless operation.
- E** **Double wheels at each side** of door eliminate shuddering, reduce sticking and provide smoother, more reliable operation. The wheel assembly houses the Nylofelt™ so that it is not wrapped around the bottom of the door. This feature is very important as it stops the Nylofelt™ being damaged through contact with the ground.



Designed with Safety in Mind **CE**

The garage door is the largest moving item in your home and door failure can cause serious injury. Safety should be a key consideration when selecting your door. The Roll-A-Door® and RollOver® ranges incorporate the most advanced safety features available:

- Fully CE marked and compliant with the EN 13241-1 safety standard.
- Springs designed and tested to exceed 25,000 spring lifecycle.
- Strong, durable aluminium guides with safer rounded edges (the guides on the RollOver® range incorporate a wind-lock design).
- Locking bar end covers reduce the risk of finger trapping as the door is closed. Supplied as standard for your protection on manual doors.

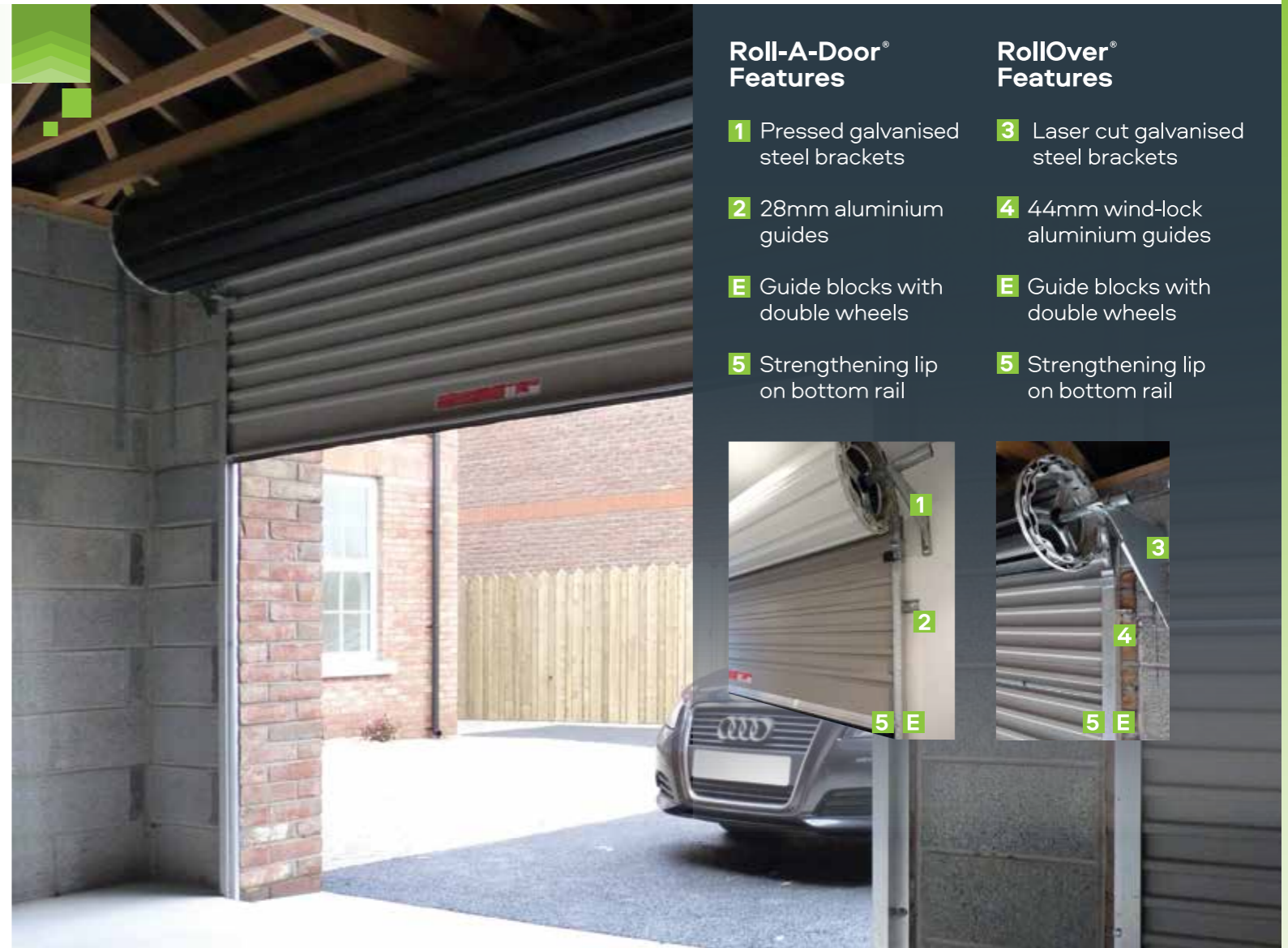


Security

Manual doors feature a stylishly designed centre lift lock, which not only looks good but allows you to secure the door from inside or outside the garage. A highly pick-resistant 6 wafer lock barrel mechanism and double bar locking action come as standard.*



*Many homeowners choose to automate their roller door as this provides additional security and convenience. Automated doors do not require a manual locking system and are supplied as standard without a handle and lock.




Roll-A-Door® Features

- 1** Pressed galvanised steel brackets
- 2** 28mm aluminium guides
- E** Guide blocks with double wheels
- 5** Strengthening lip on bottom rail

RollOver® Features

- 3** Laser cut galvanised steel brackets
- 4** 44mm wind-lock aluminium guides
- E** Guide blocks with double wheels
- 5** Strengthening lip on bottom rail



Now that Wondor has done all the hard work ensuring your door will look great and operate reliably, all you have to do is choose from our Roll-A-Door® or RollOver® range and, of course, pick the colour.

The Roll-A-Door®

The Roll-A-Door® will enhance the appearance of your home without breaking the bank! Each door is tailor made and comes with a range of features that deliver affordable quality, strength and durability.

- Pressed galvanised steel brackets.
- 28mm extruded aluminium guides.
- The full width reinforced aluminium bottom rail on the door has a strengthening lip. The rail houses the soft, pliable bottom weatherseal.

Upgrade to our RollOver® Range

RollOver® is our premium roller door range which incorporates all the benefits of the Roll-A-Door® with some added design features to improve the overall performance of your door:

- Galvanised steel brackets, laser cut for a high quality finish and folded to give remarkable strength.
- The 44mm extruded aluminium guides on the RollOver® incorporate a wind-lock design to provide extra wind resistance and increased security. The lipped edge wraps around the door, holding the Nylofelt™ securely within the guide. The highly polished surface adds a high quality touch, assists the door's smooth operation and provides an incredibly sturdy channel for the curtain to travel in.



RollFirm Insulated Automatic Roller Doors

Wondor has revolutionised the garage door market, taking the concept of the insulated roller door to a higher level. The result of years of R&D, RollFirm is patent protected. Our insulated roller door is truly unique and engineered with innovation you won't find elsewhere.



Manufactured using stylish polyurethane filled aluminium laths, the smooth ribbed profile of RollFirm exudes quality and brings a touch of elegance to your home. Every door is made-to-measure and the convenience of remote control operation comes as standard. The sleek, modern and strong finish of the 77mm profile is available in a choice of colours.

RollFirm features at a glance:

- 77mm aesthetic ribbed profile in a choice of colour
- Double-walled PURPA coated aluminium lath
- Interlocking laths with a 15mm high-density injected polyurethane core
- Braided running strips prevent the laths being pulled apart, reduce vibration and minimise metal-on-metal contact
- Laser cut galvanised steel brackets
- 44mm extruded aluminium guides with a wind-lock design
- Remote control automation as standard
- 2 x stylish handsets
- Wireless wall button
- Available up to 3657mm wide x 3048mm high (12' x 10')



RollFirm insulated automatic roller door - developed, tested, and officially recognised for its originality and quality.



RollFirm insulated roller doors are manufactured by interlocking the double-skin aluminium laths to form the door's curtain. Like our standard roller doors, RollFirm is installed behind the garage opening, maximising the drive-through width and height of your garage. The extruded aluminium guides which house dual brush seals are usually fixed directly to the brickwork, eliminating the need for a timber frame. An automatic garage door opener is supplied as standard on our RollFirm range.



You will receive two handsets and a wall button – simply press the button to open and close the door. When the door closes, the high security automatic locking protects against forced entry.

Full details on Page 14-15.

RollFirm Insulated Automatic Roller Doors



RollFirm is protected by a registered patent. Our insulated roller door is truly unique and engineered with innovation you won't find elsewhere so when you choose RollFirm, you're choosing technology that's been carefully developed, tested and officially recognised for its originality and quality.



Memory Foam Seal

Factory-fitted memory foam across the top of the door expands when the door closes to help close the gap at the lintel.



Aluminium Top Profile

Securely connecting the laths to the drum, RollFirm's aluminium top profile extends the full length of the door to give a strong and reliable connection. Other manufacturers use three or four locking straps at fixed points across their doors but the force this exerts causes the straps to snap. Wondor's robust bespoke design eliminates this design flaw and gives peace of mind.



Automatic Opener

RollFirm is supplied with an automatic opener as standard. This provides additional convenience and security as there is no lock to pick. All other manufacturers use tubular motors which are difficult to access so we overcame this issue by designing RollFirm to have an external motor. See Page 14-15 for full details.



Door Guide Entry

RollFirm's patented PA6-GF injection moulded door guide entry with nylon roller allows the laths to slide effortlessly into the guides for smoother and quieter operation.



Manual Override

If you need to use the door manually, simply pull the automatic's release cord and you can easily lift the door up and pull it down. Other doors need a crank handle to operate the door manually and this is difficult to use.

Our engineers designed RollFirm with a spring balance system to eliminate this issue.



Aluminium Guides

RollFirm's 44mm extruded aluminium guides incorporate a wind-lock design to provide extra wind resistance and increased security. The lipped edge wraps around the door, holding it securely within the guide. The highly polished surface adds a high quality touch, assists the door's smooth operation and provides an incredibly sturdy channel for the door curtain to travel in.



Steel Drum Enclosure

A steel sheet* at the top of the door houses and protects the spring counterbalance system. The enclosure wraps around to create a solid drum which securely holds the laths as the door opens and closes to assist the smooth running of the door. RollFirm's unique safety design stops reaching into the springs, eliminates twisting of the drum and helps the sensitivity of the door.



Drum Wheel

RollFirm's drum wheel has been specially formed to support the shaped curtain of the door, adding strength and reducing the headroom required. This is a patented feature of RollFirm. All other manufacturers use a smaller diameter metal tubular drum which causes the laths to roll very tightly creating friction and scuffing the lath coating.

Spring Counterbalance System

The combination of drum and multiple precision springs ensures perfect balance every time. The spring system also supports the automatic opener reducing wear and tear on the motor.



Endlocks

Stapled and screwed endlocks secure the door curtain, prevent lateral movement of the laths and assist in the smooth operation of the door.



Braided Running Strips

Tightly woven nylon braiding on both sides of the door cushion the laths, minimising metal-on-metal contact, dampen vibrations and reduce rubbing. The laths interlock together and the braiding improves security further by making it difficult to separate the door laths.



Bottom Weatherseal and Strengthened Bottom Lath

RollFirm's colour-matched bottom lath provides strength and houses an EPDM rubber compression bottom weatherseal.



Dual Brush Seals

Soft brushes inside the guides reduce gaps between the door curtain and the guides and cushion the laths to minimise wear when opening and closing the door.

*White and painted doors have a white steel sheet, black doors have a black steel sheet, anthracite doors have an anthracite steel sheet, golden oak doors have a brown steel sheet. Wondor reserves the right to alter the colour of the enclosure.

Colour Range



We all know colour is important. That's why our roller doors are available in a choice of popular colours. The hard-wearing surfaces, which are easy to clean, provide enhanced UV protection, excellent colour fastness and superior abrasion resistance.

Made-to-Measure Sizes

With our roller doors, there's no such thing as a standard size! Our doors are individually made-to-measure to fit your garage exactly... and at no extra cost to you!

Roll-A-Door®
is available up to 3048mm wide x 2438mm high (10' x 8')*.
RollOver®
is available up to 3657mm wide x 3048mm high (12' x 10')*.
RollFirm Insulated Roller Door
is available up to 3657mm wide x 3048mm high (12' x 10')*.

*For larger sizes please refer to our ThermAdor Insulated Sectional Garage Door brochure.



For more photos and a little bit of inspiration, check out our complete range of doors on our website at www.wondor.co.uk

RollFirm Insulated Roller Door Colours

RollFirm's aluminium laths have a high performance polyurethane based coating (PURPA) and are supplied as standard in 4 popular colours. If you require a custom colour, we prepare and paint your door in our in-house spray booth with your chosen RAL or BS colour in either a Matt or Satin finish.



Can be overpainted with your chosen RAL or BS colour. Painted doors are White RAL 9016 on the inside.



White RAL 9016



Black RAL 9005



Anthracite RAL 7016



Golden Oak



RollFirm Sapphire Blue RAL 5003



RollFirm Lilac BS 24C33



RollFirm Chartwell Green BS 14C35



RollFirm Goosewing Grey BS 10A05



RollFirm Cement Grey RAL 7033

Roll-A-Door® and RollOver® Colours



Roll-A-Door® and RollOver® are manufactured using high grade galvanised steel, pre-coated on the exterior side in a choice of 14 stylish colours. The hard-wearing surfaces are low maintenance and do not require painting.

Plastisol Leathergrain (PVC Based Coating)* Plastisol is a generic name for the PVC based coating that is applied to steel substrate in liquid form. This forms a protective film adhesion on the exterior. Plastisol colours are leathergrain embossed during the manufacturing process. The durable finish offers excellent resistance to corrosion.



Mahogany and Golden Oak (varHD+ Polyester Paint)* Our Mahogany and Golden Oak colours perfectly complement uPVC windows and doors.



RollOver® Golden Oak

RollOver® Olive Green

RollOver® Merlin Grey

RollOver® Mahogany

*The galvanised steel on the inside of Roll-A-Door® and RollOver® is protected with a polyester grey primer or clear lacquer (subject to change).

Remote Control Automation

You'll really appreciate an automatic garage door opener on those cold, dark or rainy days.

No more getting in and out of your car to open or close your garage door!

Our automatic openers provide quiet, convenient, reliable operation as well as increased security. The RollFirm insulated roller door is supplied with an automatic opener as standard. Remote control automation is an optional upgrade on Roll-A-Door® and RollOver® doors.



Can be overpainted with your chosen RAL or BS colour. Painted doors are White RAL 9016 on the inside.

Noise and vibration are reduced with the powerful 600N 24V DC motor. Safety and quality are guaranteed.

Quality, Convenience and Reliable Performance

Simply press the button as you enter your driveway, the door opens, a courtesy light comes on and you drive in. Press the button again and the door closes behind you and the light turns off automatically.

- The opener comes with two stylish multi-channel keyring handsets with back-lit LED. Each handset can be programmed to operate up to four garage doors.
- A wireless wall button is also supplied as standard for your convenience.
- In the event of a power cut, a simple pull of the disengage cord will release the door and allow you to operate it manually.
- Soft start, soft stop function slows down the door before the end of the cycle. At the start of the cycle, it will accelerate smoothly to normal speed. This reduces wear and tear on the motor and door.
- Industry leading 2 year limited warranty for peace of mind. Full conditions may be found on www.wondor.co.uk

FORCE
DOOR OPENER



Two handsets and a wall button supplied as standard.

Safe Opening and Closing of your Garage Door

- CE and RoHS compliant, meets European Safety Standard EN 13241-1 and EN 12453.
- Automatic reverse function – if the door comes into contact with an obstruction it will either stop or go back up automatically.
- Automatic intelligent door profiling with multi-point obstruction detection algorithm checks and adjusts the force required to ensure the door operates safely and smoothly.

The slim fit design requires only 40mm sideroom between the door curtain and inside of the bracket.



RollOver®
Honesty with automatic

High Security Automatic Locking

- A mechanical motor blocking device automatically locks the door when it closes to protect against forced entry. The door cannot be opened until it receives a coded signal from your handset.

Optional Accessories



Infra-red beam sensors are available as an additional safety measure.



An external key release allows access from outside in the event of a power failure.



An optional plug-in WiFi module allows you to control the door remotely via a smartphone App.

Technical Service and Warranty

Our specialists are pleased to answer technical queries regarding the use of our products from the specification stage right through to installation. Our customer services department provides a professional, friendly and efficient service. We're always happy to help.

It's important to have peace of mind when you invest in a new garage door and that's why the Roll-A-Door®, RollOver® and RollFirm all come with a comprehensive warranty. Full warranty conditions may be found on www.wondor.co.uk





GARAGE & INDUSTRIAL
DOOR MANUFACTURER



Factory & Showroom

Tilt-a-dor Ltd t/a Wondor Garage & Industrial Door Manufacturer

Jubilee Road, Newtownards, Co. Down, BT23 4YH

Opening Hours: Monday - Thursday 9am - 5pm, Friday 9am - 2.30pm

T: 028 9181 5337 E: sales@wondor.co.uk W: wondor.co.uk



Due to our continuing policy of development and improvement, we reserve the right to alter and amend the specifications shown in this literature. All dimensions are nominal. We make every effort to ensure perfect colour reproduction but, owing to printing limitations, the colours shown may not match exactly. Actual product samples should be obtained from your door supplier.